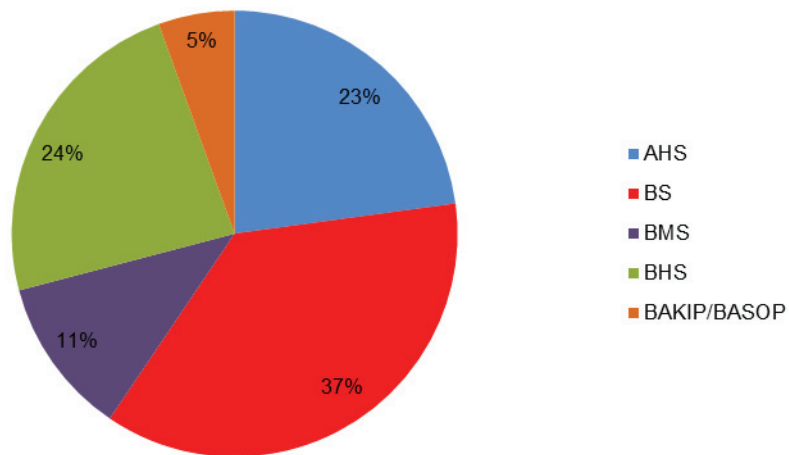


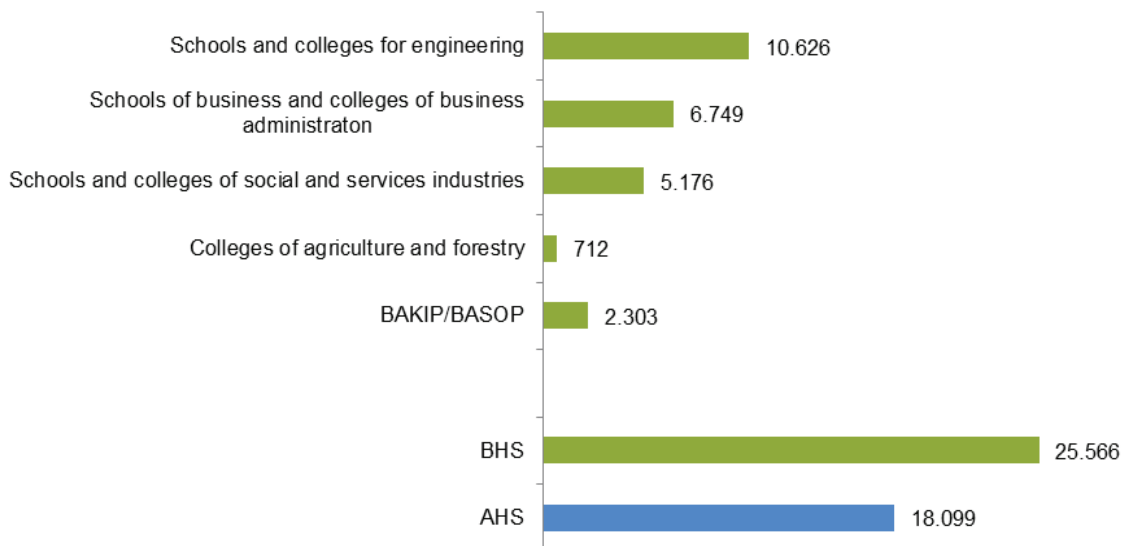
16 Key data

Distribution of all pupils by school types, year 10, school year 2012/2013



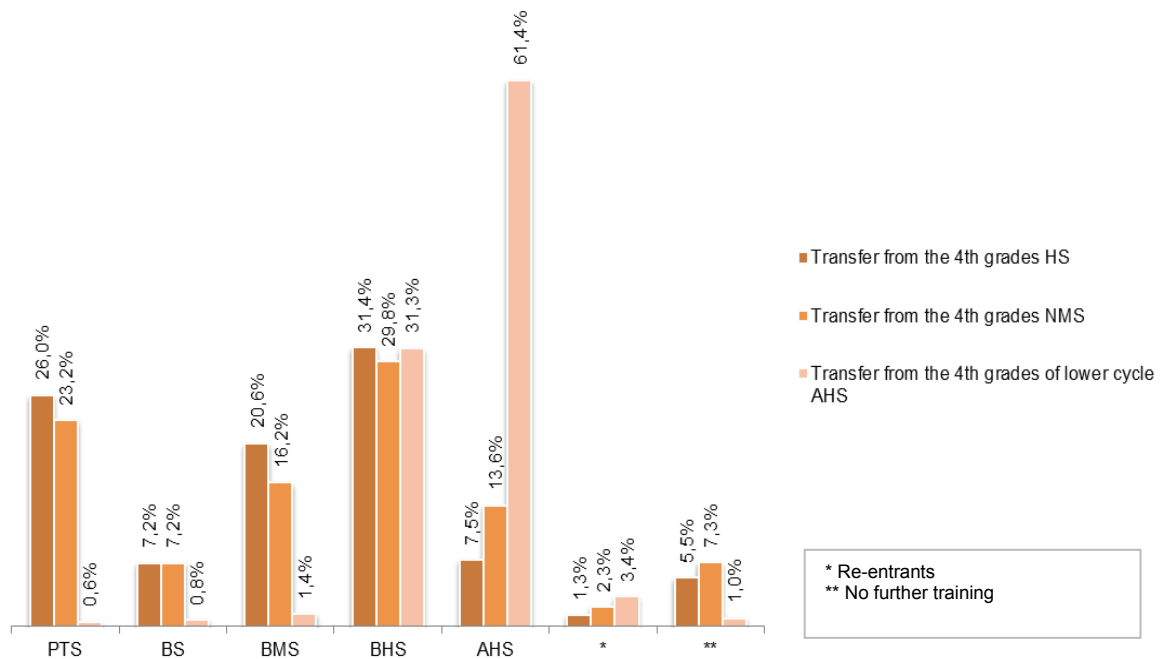
Source: Statistik Austria, *Bildungsdokumentation; BMBF Zahlenspiegel 2013*

Successfully passed matriculation and diploma examinations in 2012



Source: Statistik Austria, *Schulstatistik 2013*

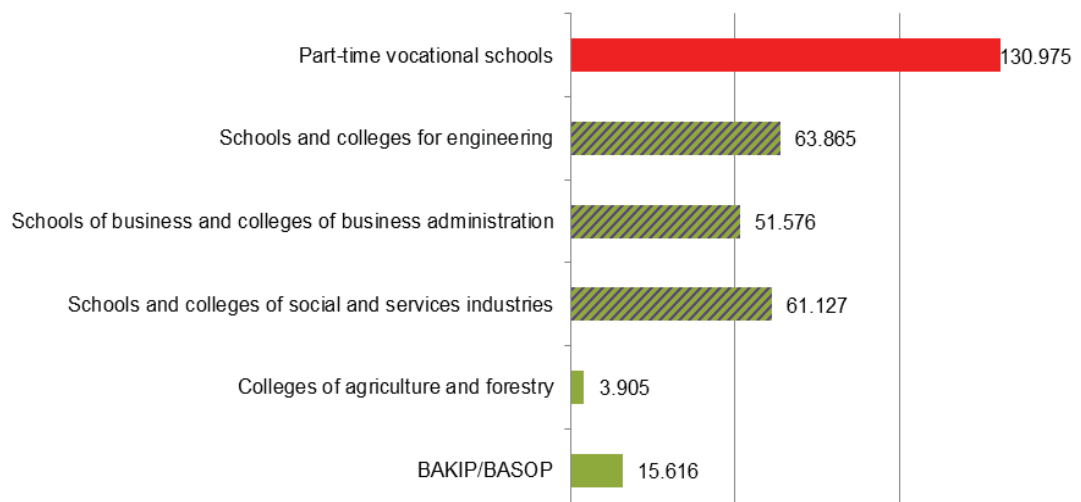
Transfers from the 4th grades of general secondary school, new secondary school or the lower cycle of academic secondary school, school year 2012/2013



Legend by the example of BMS: 20.6% of the 4th grade of general secondary school, 16.2% of the 4th grade of new secondary school and 1.4% of the 4th grade of the lower cycle of academic secondary school transferred to a BMS in the following year 2012/2013.

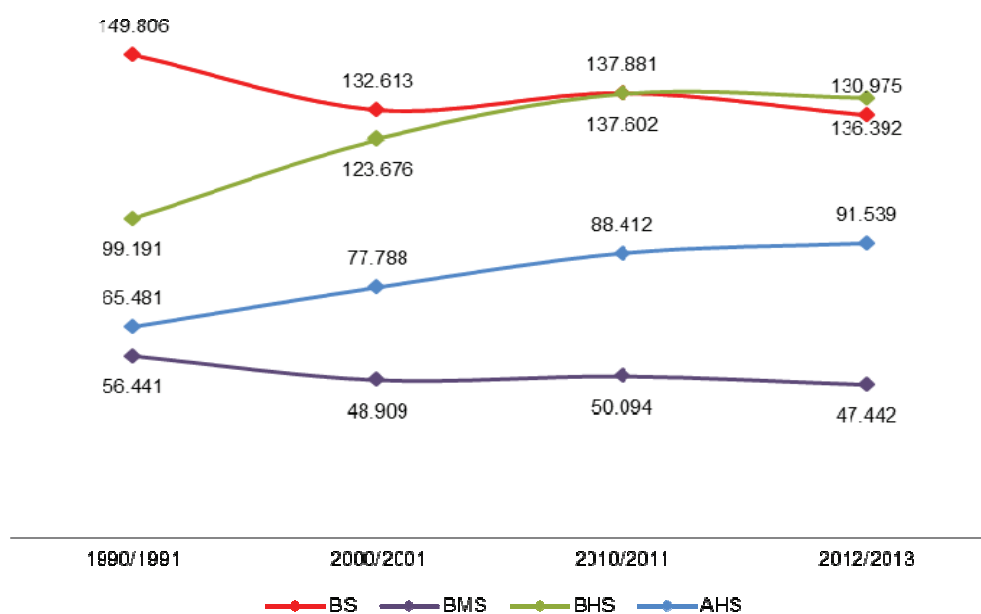
Source: Statistik Austria, Bildungsdokumentation; BMBF Zahlenspiegel 2013

Pupils overall by school types, school year 2012/2013



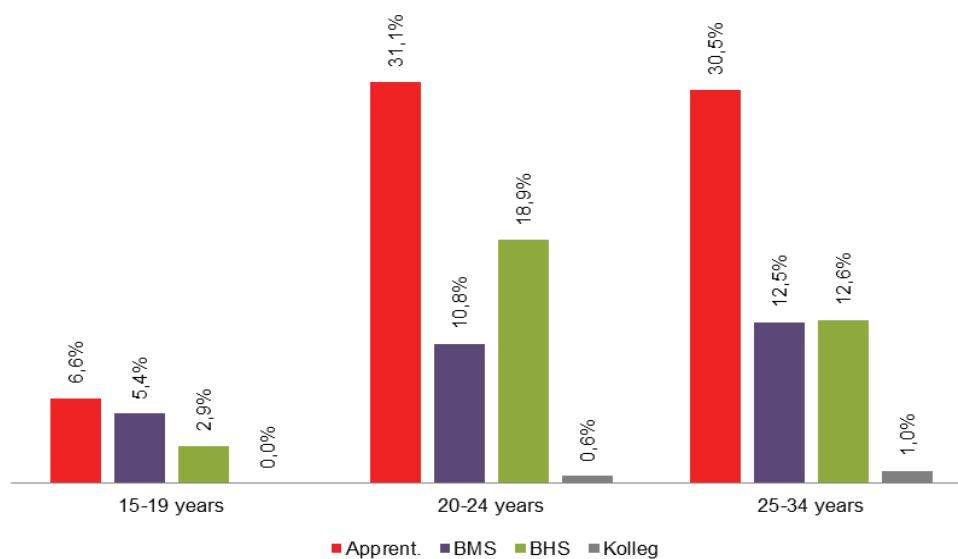
Source: Statistik Austria, Bildungsdokumentation 2013

Development of pupil figures, upper secondary level



Source: Statistik Austria, Schulstatistik 2013

Educational attainment of population, 15-34 years, highest completed qualification 2012



Source: Statistik Austria, Bildungsstandregister 2012

Legend:

HS	= general secondary school	BHS	= college for higher vocational education
NMS	= new secondary school	BAKIP/BASOP	= kindergarten teacher training college and college of social pedagogy
PTS	= prevocational school	AHS	= academic secondary school
BS	= part-time vocational school	Kolleg	= post-secondary VET course
BMS	= school for intermediate vocational education		

Sources:

www.statistik.gv.at

www.bmbf.gv.at > Bildung Schulen > Bildungswesen in Österreich > Grunddaten des österreichischen Schulwesens

EU benchmarks

Early school leavers and training dropouts

EU target for 2020	Ø EU-28	Austria	EU ranking
max. 10%	12.7%	7.6%	8th (of 28)

Note: By 2020 the EU average should be no more than 10%.

This figure is the share of 18- to 24-year-olds who have not acquired any upper secondary qualification and are currently not in training.

Participation of adults in lifelong learning

EU target for 2020	Ø EU-28	Austria	EU ranking
minimum 15%	9.0%	14.1%	6th (of 28)

Note: By 2020 the EU average should be at least 15%.

This figure is the share of the 25- to 64-year-old population who took part in formal or non-formal education programmes in the 4 weeks preceding the survey.

Employability – employment rate of graduates (20- to 34-year-olds)

EU target for 2020	Ø EU-28	Austria	EU ranking
minimum 82%	75.7%	91.2%	2nd (of 28)

Note: By 2020 the EU average should be at least 82%.

This figure is the share of employed people among 20- to 34-year-old graduates (ISCED Levels 3 to 6) who have left the education or training system in the three years preceding the reference year.

Source: Statistik Austria, Europäische Kommission, OECD. Daten 2012. BMBF Zahlenspiegel 2013

Educational attainment of young people (20- to 24-year-olds)

	Ø EU-28	Austria
2009	79.0%	86.0%
2013	81.1%	87.4%

Note: This indicator aims to measure the share of people among 20- to 24-year-olds who have attained a qualification of at least **ISCED Level 3** (apprenticeship or completion of a school for intermediate vocational education of two or more years).

Source: Statistik Austria 2014

Austrian school grading system

Excellent (1) – best mark

Good (2)

Satisfactory (3)

Sufficient (4)

Fail (5) – not sufficient

Duration of instruction

of one school year: September to June (approx. 40 weeks)

of one lesson (teaching unit): 45 / 50 minutes

Classes per week (school for intermediate vocational education and college for higher vocational education): 30-38 lessons

Classes per week (part-time vocational school, by block): 42-45 lessons

Further Links

Adult education and training

www.erwachsenenbildung.at

Adult Education Initiative

www.initiative-erwachsenenbildung.at

Educational standards

www.bildungsstandards.berufsbildendeschulen.at

Electronically assisted learning

www.eeducation.at

Europass and certificate supplements in DE/EN

www.europass.at

Federal Ministry of Education and Women's Affairs

www.bmbf.gv.at

Kindergarten teacher training colleges and colleges of social pedagogy

www.bakip-basop.at

Physical education and sport

www.bewegung.ac.at

Platform of VET schools and colleges

www.berufsbildendeschulen.at

Schools and colleges for engineering, arts and crafts

www.htl.at

Schools and colleges of social and services industries

www.hum.at

Schools of business and colleges of business administration

www.hak.cc

Search for schools and colleges

www.abc.berufsbildendeschulen.at

The Austrian education system with short info in DE/EN

www.bildungssystem.at

VET Quality Initiative

www.qibb.at

Imprint

Owner and publisher:

Federal Ministry of Education and Women's Affairs

General Directorate for Vocational Education and Training, Adult Education and School Sports

Minoritenplatz 5, 1014 Vienna

Tel. +43 1 531 20-0

berufsbildung@bmbf.gv.at

www.bmbf.gv.at

www.berufsbildendeschulen.at

Graphic design: Visus Werbeagentur & Ideenmanagement GmbH, Vienna

Translation: AHA Translation Office, Vienna

Image: BMBF, image database

Print: Stanzell Druck, Vienna

Vienna, January 2015